

DIGITAL DOCUMENTS


Quick Start Guide

How to read an electronic document already translated and authenticated?

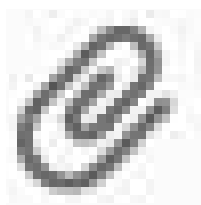




The PDF file consists of several attached documents in the following order:

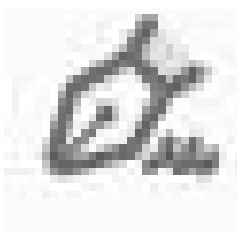
- AUTHENTICATION
- TRANSLATION
- APOSTILLE OR AUTHENTICATION FROM THE MINISTRY of FOREIGN AFFAIRS (optional)
- ORIGINAL DOCUMENT







Open the PDF file in Adobe Acrobat Reader or the like.



On the central panel you will be able to visualize the authentication. On the left margin:  to verify who has signed this document;  to open the attached document (translation).



When you open the attached document, it appears on the central panel. On the left:  to verify who has signed this document;  to open the attached document (apostille or original document).

Repeat  and  until the original document is displayed on the central panel.



In order to validate certificates, follow the steps indicated

at: <https://firmar.gob.ar/validar.html>



The electronic document file is the ORIGINAL. Printed copies have no legal value.



Colegio de Traductores
Públicos e Intérpretes
PROVINCIA DE BUENOS AIRES